

JL 500

JL130.720



4,0 km/h



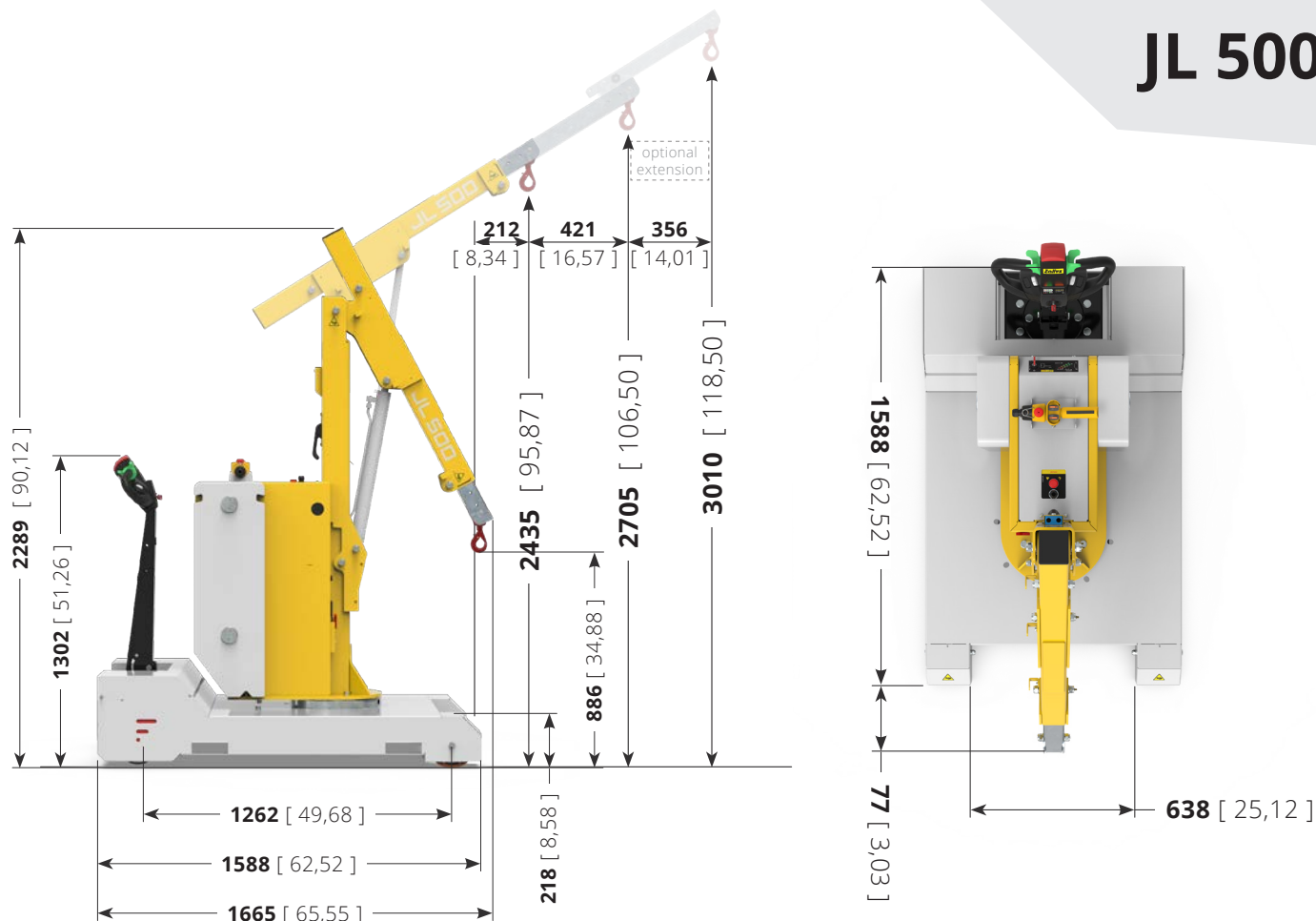
550 kg



1.050 mm



- Loads up to 550 kg
- Powered drive system
- Arm with wire control
- Lift and extension with hydraulic system
- Standard Anti-tipping system
- 100% electric



TECHNICAL DATA

Drive controls

Description	U.M.	Value
Type of control		Tillerhead

Safety

Description	U.M.	Value
Dead man safety system		Sensor on tiller head
Emergency reverse button		On tiller head
Power Emergency stop		Detachable power connector

Performances

Description	U.M.	Value
Max. forward speed	km/h	4,0
Max. backward speed	km/h	4,0
Max. lifting capacity	kg	550

Battery

Description	U.M.	Value
Batteries type		Traction AGM batteries
Battery voltage	V	12
Nominal Capacity 20 h	Ah	130
Battery charger		External - high frequency

Motor

Description	U.M.	Value
Engine		Elettrico
Electricity		Direct current
Engine voltage	V	24

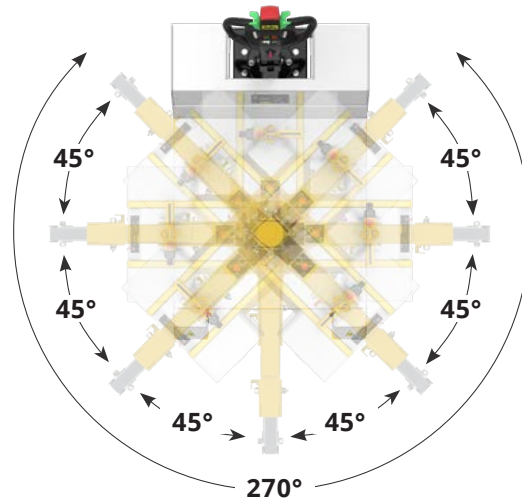
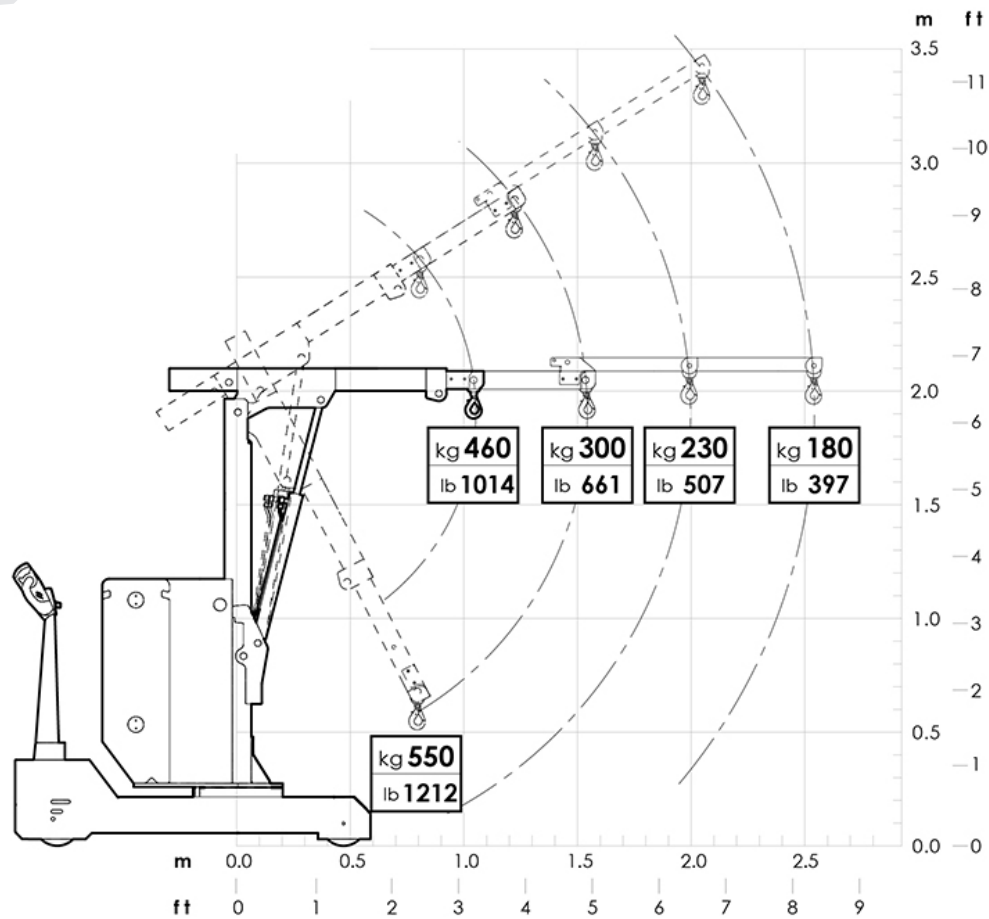
Dimensions and Weight

Description	U.M.	Value
Weight incl. with batteries	kg	1.146
Length max	mm	3.000
Length min	mm	1.891
Width	mm	980
Height max	mm	3.030
Height min	mm	2.313
Lifting height max	mm	3.010
Wheelbase	mm	1.000
Turning circle	mm	1.050

Wheels

Description	U.M.	Value
Tyre		Polyurethane

JL 500



Electric crane JL 500

The JL500 electric hydraulic crane by Just Lift is the most compact on the market. Born to facilitate the lifting of light weights of any type up to 550 kg in aisles and confined spaces. One of the strengths is the slewing ring which makes the 270° rotating movement fluid and smooth.